



Highly popular phantom to learn second trimester screening

SPACEFAN-ST provides high quality training for second trimester screening in pregnancy. A 23-week fetus is included with detailed anatomies which are essential for the assessment at the period.

Features

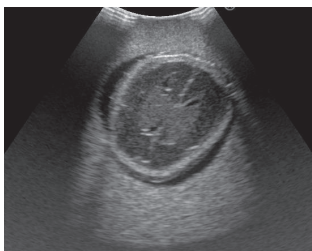
1. SPACEFAN-ST provides high quality training for routine second trimester screening.
2. The oval shape phantom abdomen can be set in four different positions.
3. The fetus includes full skeletal structure and key organs.
4. Come with a didactic DVD and a fetus demonstration model for comprehensive trainings.

Training Skills

- Fetal size assessment: BPD, AD, AC and FL
- Measurement of amniotic fluid volume
- Determination of fetus presentation (cephalic or breech)
- Assessment of each body part
 - Head: skull and brain
 - Spine and limbs
 - Cardiac chambers, blood vessels and lungs
- Assessment of umbilical cord and placenta position
- Determination of sex (This phantom represents a male fetus.)

Anatomy

- Uterus: amniotic fluid, placenta, umbilical cord, and a 23-weeks fetus (26 cm)
- Fetus: skeletal structure, brain with septum lucidum, lateral ventricles and cerebellum, heart with four chambers, lungs, spleen, kidneys, aorta, UV, UA and the external genital



Brain with septum lucidum, lateral ventricles and cerebellum



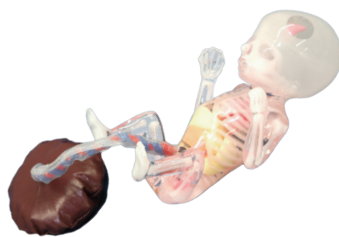
Evaluation of amniotic fluid volume



UV

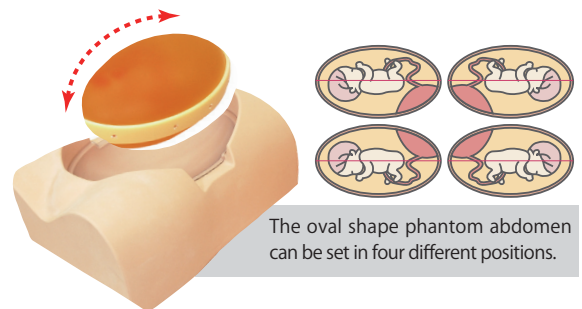


Heart with four chambers



Fetus Demonstration Model

Included life-size fetus model facilitates demonstration and three dimensional understanding.



The oval shape phantom abdomen can be set in four different positions.

Specifications :

Set Includes:			Manikin Size:
1 mother body torso	1 fetus demonstration model	1 tutorial manual (DVD)	W40 x D29 x H22 cm
1 ultrasound pregnant uterus phantom	1 carrying case		