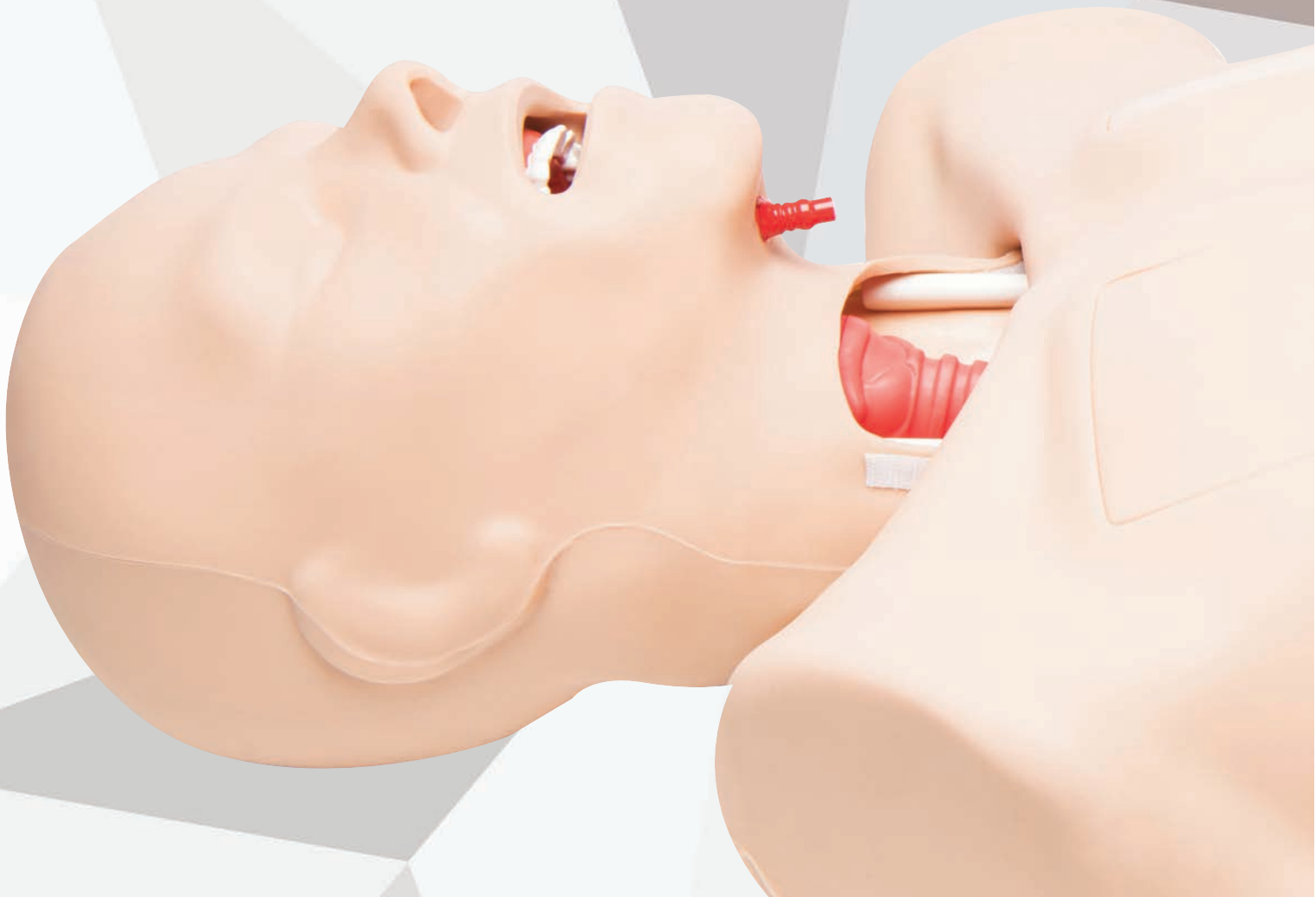


true training
true anatomy
true to life



Why TruCorp?

Since 2002, TruCorp have been committed to improving medical best practice through the design and production of the highest quality airway management and trauma training manikins. We are passionate about medical innovation and customer satisfaction.

What makes the 'AirSim' airway so unique?

- The airway has been designed using CT DICOM data taken from a human patient, the result is an anatomically correct and visually accurate airway.
- The AirSim airway is very durable, it has been certified to practice 20,000+ intubations cycles, which on average lasts 4-5 years. The durability of our products is one of the reasons we have so many returning customers.

But don't take our word for it...

This is what a few of our customers have to say about us and our product range.

Parker has a long history with TruCorp that goes back to our using the first generation of your product line. Right away, we noticed that the products are well made, represent a very accurate airway, they are very portable, and proved to be a valuable asset to our promoting the Parker products.... Your organization has consistently delivered product for our customer needs on time, and I have never had an issue where TruCorp wouldn't fully support it's products that are used in the field."

Mark Langren, Parker Medical

After having the pleasure of reviewing the product line you represent at TruCorp related to airway placement trainers I was most impressed...I wanted to restate that in my 42 years of practicing Respiratory Therapy I have never seen a more complete line of airway manikins and training resources related to the most important work there is to do – save lives by learning advanced airway placement...

John Murphy, Franciscan St Francis Health

I have had the pleasure of interacting with the folks at TruCorp both in person and from a distance while investigating the best airway training manikin. The professionalism and support of the healthcare industry is tremendous.... The AirSim manikins are anatomically correct and offer benefits of airway manipulation and difficult airway techniques. The adult trainer we trialed and ultimately purchased is made of high quality materials and has held up very well. Having seen over 300 providers so far, there is no difference in the product new and a year later. We have had physicians, respiratory therapists, Critical Care Paramedics, Flight Nurses, Paramedics and EMTs use the product, and everyone finds it a valuable learning tool. In addition to the quality of the product, the consumables are very reasonably priced, and are of high quality, enough to use multiple times before needing replaced. Because of the superiority of the Adult product, we are currently trialing the Pediatric heads as well, and are impressed with their design and use. We have had nothing but great feedback from all of our students and clinicians about TruCorp products.

Christopher Graham, Albuquerque Ambulance

Quality Standards





AN ADJUSTABLE PATIENT MONITORING SOLUTION, FOR EFFECTIVE MEDICAL SIMULATION TRAINING

♥ EASY TO SET-UP

♥ EASY TO ACCESS

♥ EASY TO USE

TRUMONITOR

Easy to Set-up

can either be run on two devices (one to monitor and one to control) or as a standalone device

Easy to Access

no wifi? no problem! connection also available via bluetooth

Easy to Use

the parameters can easily be adjusted and enabled / disabled as needed



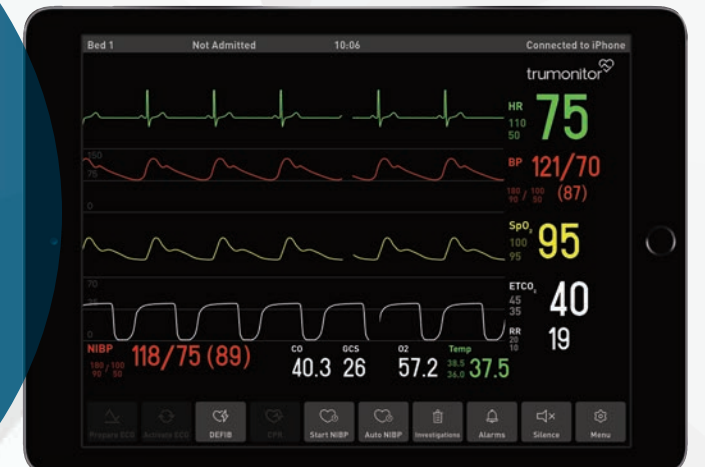
Product Features:

- 30+ ECGs to choose from
- Arterial line
- Capnography (obstructive airways, sudden loss of output, malignant hyperpyrexia...etc)
- etCO₂
- SpO₂ Trace
- Respiratory Rate - switches to capnography wave form when patient intubated
- Sound effect library - airway obstruction, secretions, stridor, laryngospasm etc.
- Temperature
- Blood Sugar



Product Features:

- Defibrillation, pacing and ECG artefact
- Provide the student with Blood Gases, Haematology/Biochemistry as scenario evolves
- Blood pressure cuff inflation cycle
- Single measurement
- Interval 2,5,10,20,30 minutes
- ECG/Xray/CT images can be sent to student device
- Access your own camera roll to send your own radiology / clinical images / protocols etc
- Saving and restoring scenarios that you have created.



AIRSIM BRONCHI

The AirSim Bronchi features internal anatomically correct detail down to the fourth generation bronchi, combined with the AirSim Airway and Nasal Passage.

The model provides exceptional detail in both internal and external features; the carina, the bronchus and bronchioles can be clearly identified through the use of a fibre optic laryngoscope.

This model is ideal for a range of training including;

- Direct and video laryngoscopy
- Endo and naso tracheal tube insertion
- Fibre optic examination
- Supraglottic device insertion
- Diagnostic bronchoscopy
- Lung isolation and suctioning techniques
- Bronchial blocker insertion and specialised stents

AIRSIM

The AirSim features the AirSim airway and nasal Passage, providing realism and functionality to offer the user tactile feedback.

This model is ideal for a range of training including;

- Direct and video laryngoscopy
- Endo and naso tracheal tube insertion
- Fibre optic examination
- Supraglottic device insertion.



AIRSIM CHILD BRONCHI X



The AirSim Child Bronchi X, based on a 6 year old, features the AirSim paediatric airway, nasal passage and internal anatomical detail down to the 4th generation bronchi facilitating full airway management and bronchoscopy techniques.

This model is ideal for a range of training including;

- Direct and video laryngoscopy
- Endo and naso tracheal tube insertion
- Supraglottic device insertion
- Bag mask ventilation.
- Fibre optic bronchoscopy techniques
- Lung isolation techniques
- Lung suctioning
- Diagnostic bronchoscopy



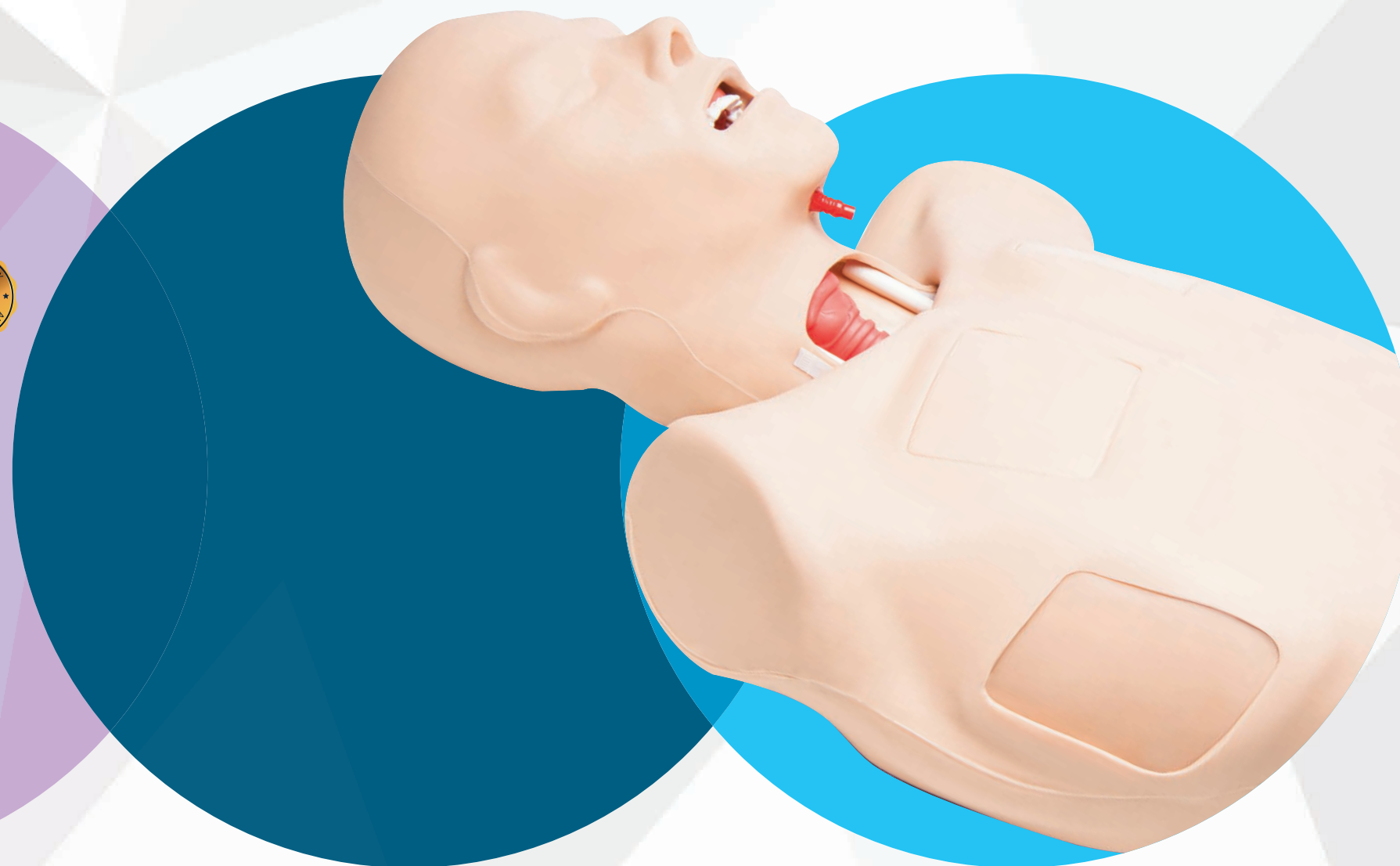
AIRSIM CHILD COMBO BRONCHI X

The AirSim Child Combo Bronchi X is the 'all-in-one' manikin for paediatric airway management. It is ideal for practising oral and nasal intubation training techniques, percutaneous tracheostomy, emergency cricothyroidotomy and bronchoscopy techniques on a six year old child.

This model is ideal for a range of training including:

- Needle and surgical cricothyroidotomy
- Percutaneous tracheostomy
- Practising oral and nasal intubation techniques
- Practising laryngeal mask airway and supraglottic device insertion
- Practising combi tube insertion
- Practising double lumen endotracheal tube insertion
- Practising fibre optic intubation and video laryngoscopy
- Practising bag mask ventilation techniques
- Diagnostic bronchoscopy
- Practising lung isolation techniques using left and right endobronchial tubes and bronchial blockers
- Practising lung suctioning techniques

The **TruMan Trauma X** provides a cost effective and time efficient solution for trauma education. The 'real feel' high quality silicone material used is both durable and realistic providing a life like training experience.



CPR:

- Realistic rib structure for easy identification of the xiphoid process, sternum and sternal notch



Airway Management:

- AirSim X airway
- Facilitates full range of airway management training techniques



Cricothyroidotomy and Tracheostomy:

- Anatomically accurate simulated cricoid, laryngeal cartilages and palpable tracheal rings.



Needle Decompression:

- Introduce air to create tension pneumothorax at the second intercostal space
- Palpable torso
- Audible hiss upon correct insertion



Chest Drain and Needle Decompression:

- Bilateral pneumothorax at the fifth intercostal space and bilateral haemothorax incisions at the sixth and seventh intercostal spaces.

AIRSIM ADVANCE X

The AirSim Advance X features the AirSim X Airway and Nasal Passage providing a realistic manikin to educate and improve competency among clinical specialists in a range of airway management skills.

This model is ideal for a range of training including;

- Direct and video laryngoscopy
- Endo and naso tracheal tube insertion
- Supraglottic device insertion
- Bag mask ventilation



AIRSIM COMBO X

The AirSim Combo X features the AirSim X Airway, nasal passage, an anatomically accurate simulated cricoid, laryngeal cartilages and palpable tracheal rings.

This model is ideal for a range of training including;

- Needle and surgical Cricothyroidotomy
- Percutaneous tracheostomy
- Direct and video laryngoscopy
- Endo and naso tracheal tube insertion
- Supraglottic device insertion
- Bag mask ventilation

Features;

- Realistic head articulation which allows intubation in both neutral and sniffing position
- 'Real feel' high quality silicone skin
- Wrap around neck skin which can facilitate twenty plus incisions
- Larynx membrane insert which provides a life-like resistance for the cricothyroid membrane and tracheal rings



AIRSIM COMBO BRONCHI X

The AirSim Combo Bronchi X is the 'All in one' trainer for your airway management training needs, the model provides a complete solution without the need to purchase separate task trainers.

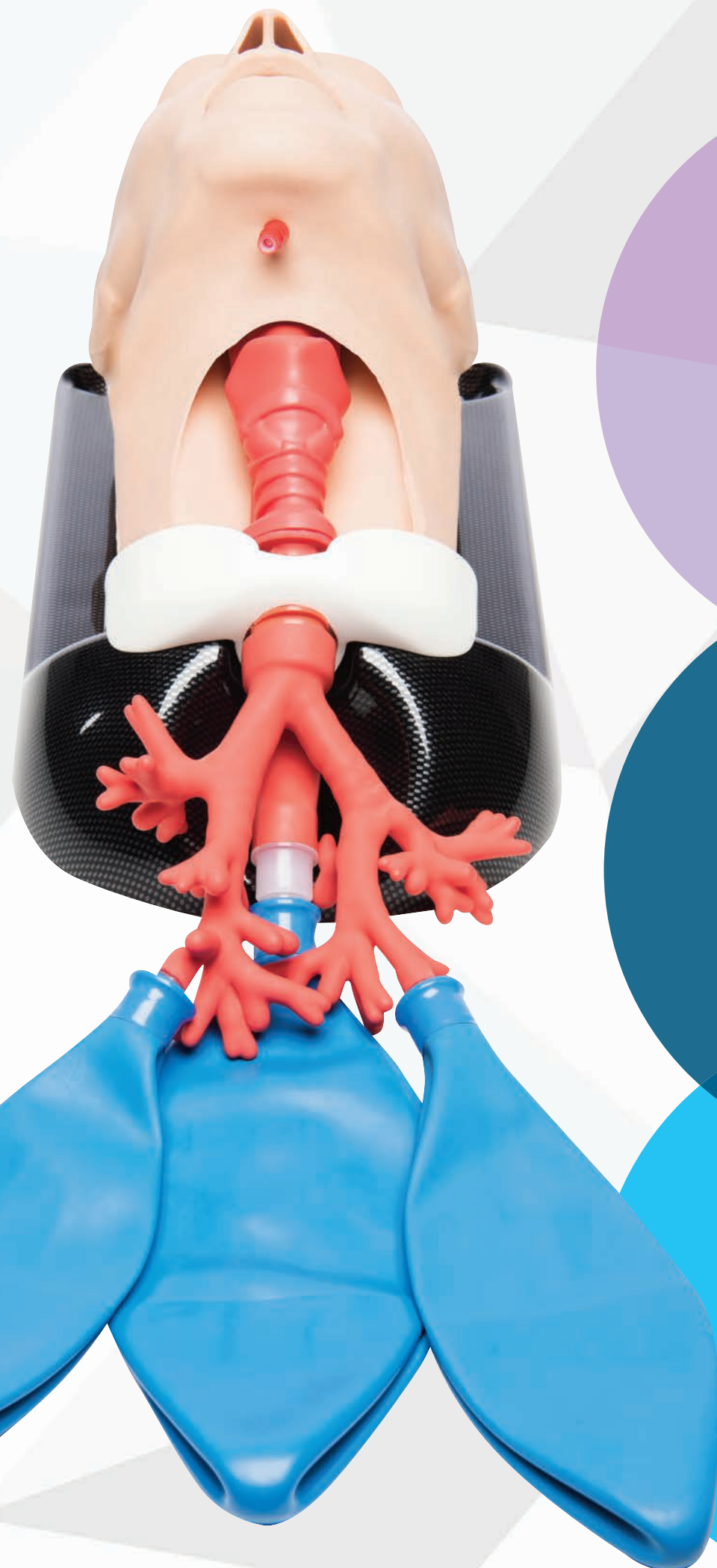
The model features the AirSim X Airway, Nasal passage, an anatomically accurate simulated cricoid, laryngeal cartilages and palpable tracheal rings with the addition of a bronchi which gives anatomical details down to the fourth generation.

This model is ideal for a range of training including;

- Needle and surgical Cricothyroidotomy
- Percutaneous tracheostomy
- Fibre optic bronchoscopy techniques
- Lung isolation techniques
- Lung suctioning
- Diagnostic bronchoscopy
- Direct and video laryngoscopy
- Endo and naso tracheal tube insertion
- Supraglottic device insertion
- Bag mask ventilation

Features;

- Realistic head articulation which allows intubation in both neutral and sniffing position
- 'Real feel' high quality silicone skin
- Wrap around neck skin which can facilitate twenty plus incisions
- Larynx membrane insert which provides a life-like resistance for the cricothyroid membrane and tracheal rings



AIRSIM BABY X



The AirSim Baby X is an anatomically correct representation of a 6 month old baby.

This model can be used to educate and improve competency among paediatric clinical specialists in a range of airway management skills.

This model is ideal for a range of training including;

- Direct and video laryngoscopy
- Endo and naso tracheal tube insertion
- Supraglottic device insertion
- Bag mask ventilation.

We are loyal to the AirSim manikins because they are the most realistic models on the market... The manikins are well suited to our training, the incredible realism and anatomically correct details provide our pediatric anesthesiology and critical care learners an experience similar to a real clinical scenario... The product range is ever expanding and TruCorp continue to produce airway trainers that reflect the real world challenges we face.

Patrick Ross, Los Angeles Children's Hospital

AIRSIM PIERRE ROBIN X



The AirSim Pierre Robin X has been developed in collaboration with the Children's Hospital Los Angeles to highlight difficult airway management techniques on a 6 month old baby with Pierre Robin Sequence.

The models anatomically correct airway allows the trainee to identify congenital defects including significant mandibular hypoplasia, glossoptosis, cleft palate and bifid uvula.

This model is ideal for a range of training including;

- Direct and video laryngoscopy
- Endo and naso tracheal tube insertion
- Supraglottic device insertion
- Bag mask ventilation.





Trucorp Ltd

The Mount Business Park
2 Woodstock Link
Belfast, BT6 8DD
Northern Ireland

T: +44 (0) 28 9073 7281

F: +44 (0) 28 9073 7282

E: info@trucorp.com

www.trucorp.com